

# 2017 STUDENT OUTCOMES

## The Catholic University of America Student Success Stories

Data was gathered on **80%** of the undergraduate class of **MAY 2017** for **6** months after graduation

*Data results are based on university and department surveys.*

### WHAT CATHOLIC U STUDENTS ARE DOING



# 94%

reported employment, graduate school, or volunteering

*Employment includes full-time, part-time, internships, military service, missionary service, seminarian/priest, or membership in a religious community.*

### WHERE CATHOLIC U STUDENTS ARE

#### SELECT EMPLOYERS

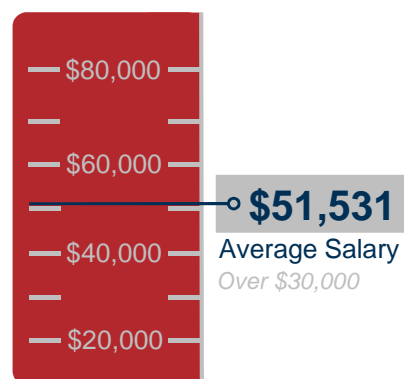
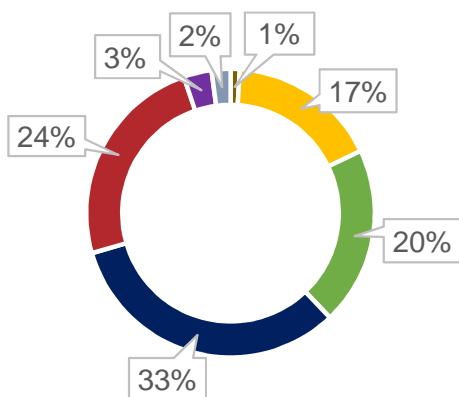
- Changing Our World
- National Science Foundation
- Northrop Grumman
- Roman Catholic Archdiocese for the Military Services
- Walt Disney Imagineering

#### SELECT GRADUATE SCHOOLS

- The Catholic University of America
- Boston College
- King's College London
- University of Michigan
- University of Southern California

### WHAT CATHOLIC U STUDENTS ARE EARNING

- \$20,000 - \$29,999 1%
- \$30,000 - \$39,999 17%
- \$40,000 - \$49,999 20%
- \$50,000 - \$59,999 33%
- \$60,000 - \$69,999 24%
- \$70,000 - \$79,999 3%
- \$80,000 - \$90,000 2%



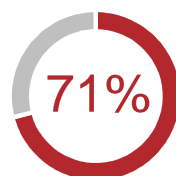
### WHERE CATHOLIC U STUDENTS INTERNEED

#### SELECT INTERNSHIP EMPLOYERS

- KPMG
- NASA Goddard Space Flight Center
- National Institutes of Health
- Points of Light
- U.S. House of Representatives

#### TOP LOCATION

Washington DC Metro Area



#### # INTERNSHIPS

Reported completion of an internship

